

# High Performance, Low PIM 300 Watt Termination DC-3.0GHz Model Number: TR-50-300-160-D

## Features:

- Finned termination
- High Power
- Designed for wireless applications, PIM Analyzer
- Low VSWR, Low PIM

## Specifications:

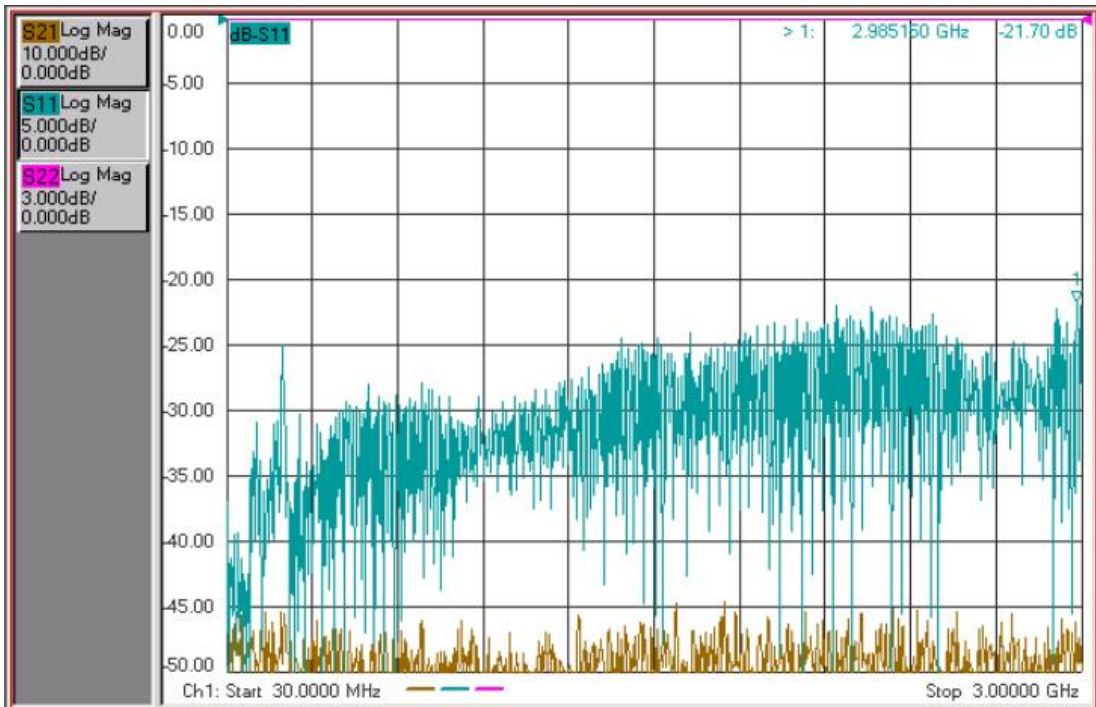
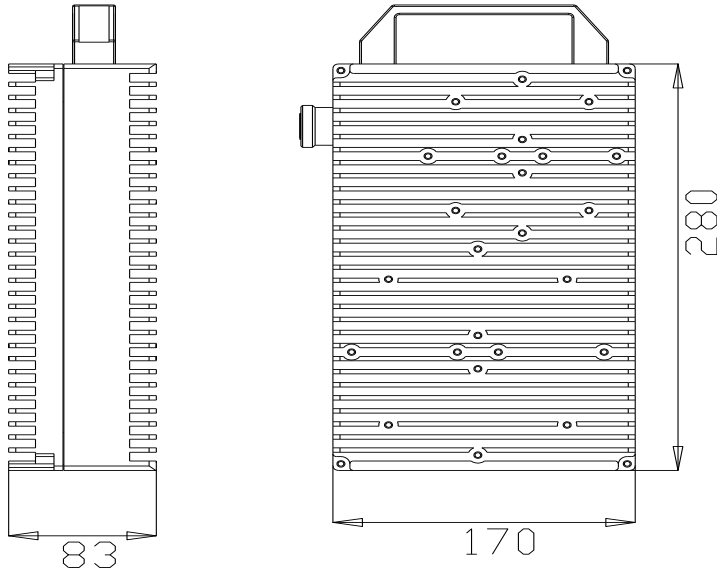
Frequency Range	698 – 2700 MHz
VSWR	<1.20
PIM(IM3)	Minimume : <-155dBc @+43dBm*2 Typical : <-160dBc @+43dBm*2
Impedance	50Ω
Power Handling	300W
Peak power	5 KW
Connector	7/16, DIN-Female
Operating Temperature	-25 to +60°C
Humidity	5~95%
Application	IP54, Indoor
Color	Black
Dimension	265 x 210 x 160 mm
Weight	9 Kg



**EMTS Telecom Services Ltd.** offers a comprehensive portfolio of enhanced coverage solutions for the Wireless Networks. Based on advanced technologies. **EMTS** proven, indoor and outdoor solutions solve a wide range of network challenges including interference and oscillation problems, challenging coverage holes, rapid response deployment and inadequate in-building coverage. Regardless of the technology or frequency, **EMTS** can provide customized coverage solutions that address any combination of unique and complex network needs for the Wireless Networks.



### Dimension & Product Image:





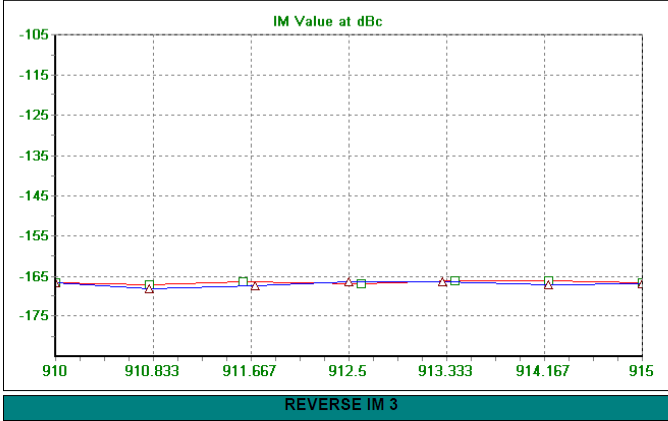
#### About EMTS Telecom Services Ltd.:

EMTS Telecom Services is a leading supplier of high-quality RF coverage solutions designed to maximize wireless network coverage in difficult RF environments and complex settings. The company specializes in extending RF radio coverage to rural areas, office buildings, subways, tunnels and shadowed areas. The EMTS coverage solution supports all major mobile technologies and standards of wireless Networks.





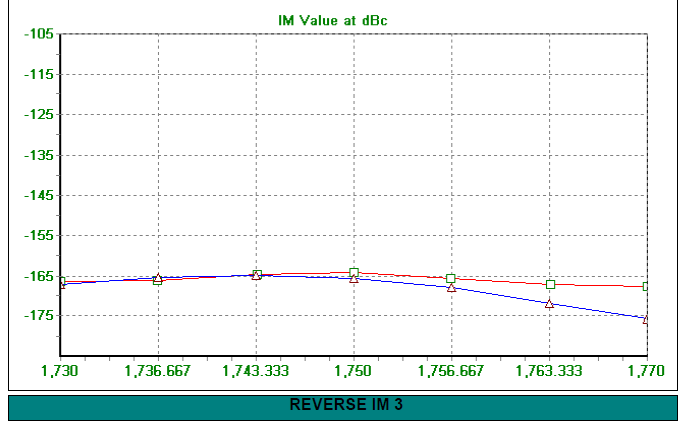
**PIM TEST Details**

F1 UP:  F1: 936.7, F2: 960.0, Max: -166.0, 913.4  
 F2 DOWN:  F1: 935.0, F2: 957.5, Max: -166.4, 912.5





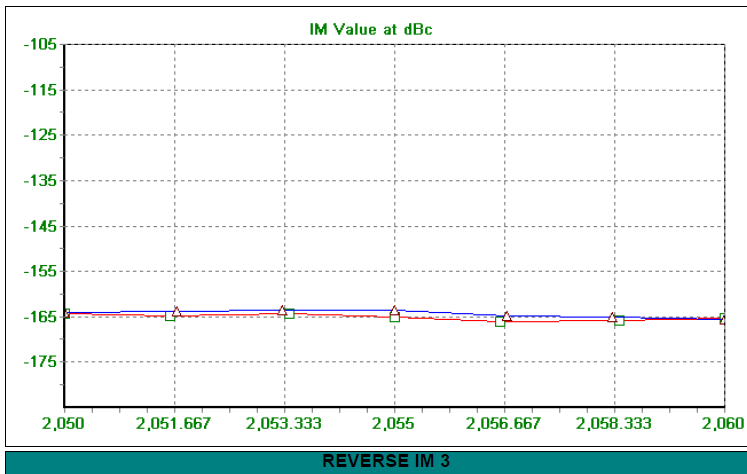
**PIM TEST Details**

F1 UP:  F1: 1815.0, F2: 1880.0, Max: -164.0, 1750.0  
 F2 DOWN:  F1: 1805.0, F2: 1866.7, Max: -164.7, 1743.3



**PIM TEST Details**

F1 UP:  F1: 2110.0, F2: 2170.0, Max: -164.3, 2050.0  
 F2 DOWN:  F1: 2110.0, F2: 2165.0, Max: -163.5, 2055.0



**EMTS Tele**  
Network  
of netw  
response  
EMTS c  
network



sions for the Wireless  
solve a wide range  
ge holes, rapid  
or frequency,  
e and complex